

▼ Engineered for Versatility

FRV
FOREST RIVER VAN

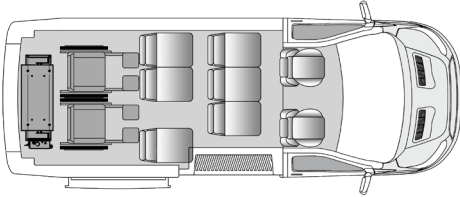


With the commercial passenger van emerging as the fastest growing ground transportation segment, Forest River Van delivers the most versatile product in the market today. Whether you are transporting patients, hotel guests, prisoners, commuters, or catering and works crews, we have a variety of flexible floor plans and seating

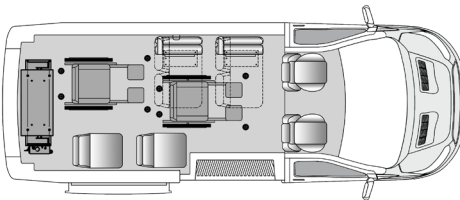
Maneuverability. Versatility. Performance.

configurations. With similar options and capacity as a smaller shuttle bus, our van is a cost effective option when passenger capacity needs are 15 passengers or less and up to four wheelchairs. We offer wood and aluminum flooring systems that provide dozens of seating and wheelchair positions to match your customer's evolving needs and it's all backed by Forest River's dedication to quality and superior customer service.

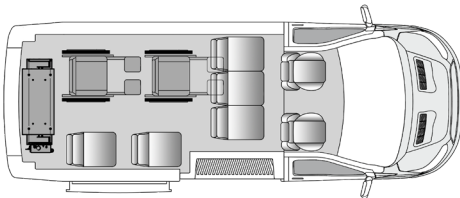
Meeting America's Transportation Needs One Customer at a Time



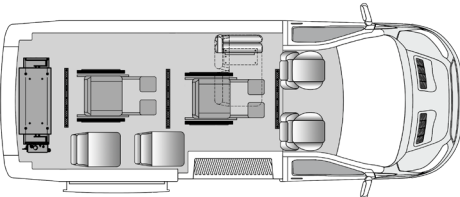
SWB Rear Lift 8 Passenger Plus Two Wheelchair



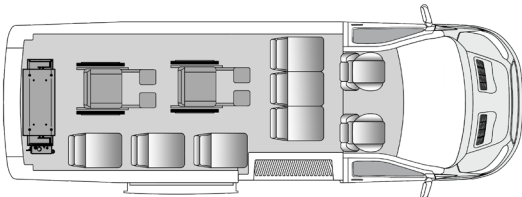
SWB Rear Lift 8 Passenger Plus Two Wheelchair



SWB Rear Lift 7 Passenger Plus Two Wheelchair



SWB Rear Lift 6 Passenger Plus Two Wheelchair



DWB Rear Lift 8 Passenger Plus Two Wheelchair

Features

- T150/130WB mid roof/T350 148WB mid-high roof / T350 148WB DRW EL high roof
- Unibody construction
- 3.5 Liter V-6 PDFI engine
- 10 speed automatic transmission
- GVWR 8,550 to 10,400
- OEM interior and HVAC system
- 100% ADA and NHTSA Compliant – Ford QVM upfitter
- 3/4" plywood sub floor with steel sub floor reinforcement
- AMF and Q-Straint wheelchair / passenger restraint systems
- 3 point Freedman GO ES seating – fixed and ADA
- Braun 34" x 51" 800 lbs. NL919-02 century wheelchair lifts – rear or side mounted with ADA transmission interlock
- One passenger entry grab bar
- Gerflor Graphite Sirius vinyl flooring
- Sealed floors to walls
- Safety kit (first aid kit, 5 lb. fire extinguisher, triangles)
- Back-Up Alarm

Popular Options

- Aluminum modular floor system
- Shift and step side lift
- A & M transit style bus door
- Front entry door
- ABS interior with LED dome lights
- Upgraded rear HVAC from 28K to 60K BTUs
- Add on rear heaters from 6K to 18K BTUs
- Freedman seat upgrades – armrests, grab handles recliners, map pockets
- Additional grab bars, stanchions and modesty panels
- Interior camera systems
- PA and 2-way radio prewire
- 1,000 lbs. / 37" x 54" upgraded wheelchair lifts
- Luggage walls
- LCD flat screen with DVD and HDMI
- USB / 12 volt power outlets
- 110 volt power inverters
- Accent and safety lighting
- Wood grain vinyl flooring
- Additional safety equipment
- Fast idle control
- Wide passenger entry steps and running boards